



SPECIAL NOTICE

PERMANENT WAY AND SIGNALLING ARRANGEMENTS

NEWBRIDGE JN.—BATHGATE

RESIGNALLING (FINAL)

(THIS NOTICE NEED NOT BE ACKNOWLEDGED)

APRIL, 1986
GLASGOW

J. M. SUMMERS
Regional Operations Manager

SIGNALLING RECORD SOCIETY

www.s-r-s.org.uk

This PDF Copy has been provided free of charge by David Allen in order to assist your research into UK signalling.

This file is one of a number scanned by David Allen using material from his own collection and from the collections of Phil Deaves, Robert Dey, David Ingham, Simon Lowe, John McCrickard, John Midcalf, Roger Newman, Richard Pulleyn and Chris Wolstenholmes. Thank you one and all. Many of the original documents are now in the SRS Archive or at the National Railway Museum.

You may also like to provide copies of Signalling Notices and Weekly (and periodical) Operating Notices as scans or as originals. The SRS is always willing to accept donations of any signalling or signalling related material for inclusion in the Society's Archive. Please contact the [Archivist](#) in the first instance.

For a list of PDFs currently available visit the list of [Weekly](#) Notices or [Signalling](#) Notices page.

If you have benefited from this PDF copy, why not [join](#) the Signalling Record Society and receive support for your researches and access to the Society's Archives

Members receive "The Signalling Record" six times annually plus a newsletter and have the opportunity to purchase SRS [books](#) and other [publications](#) at a discount. They also have access to back issues of The Newsletter and The Signalling Record which are only available to members. These contain a wealth of information accumulated since 1970, much of which is not readily available anywhere else.

In addition, Members have the opportunity to join signalling related visits to locations on the UK national and London Underground systems; and to other UK Railways.

To join the Signalling Record Society visit

www.s-r-s.org.uk/membform.html

NEWBRIDGE JN. — BATHGATE RESIGNALLING (FINAL)

OPENING ARRANGEMENTS

The altered permanent way and signalling arrangements shown on the accompanying diagram and described herein will be brought into use on Sunday, 27th April, 1986.

DESCRIPTION OF SCHEME

Cawburn Jn., Carmondean Jn. and Bathgate Yard signal boxes will be closed and the area formerly controlled by these boxes will now be controlled from Edinburgh Signalling Centre.

METHOD OF WORKING

The Track Circuit Block Regulations will apply between Edinburgh Signalling Centre and Carmondean Jn., and on the single Bathgate Freight line between Carmondean Jn. and the notice board/outlet signal at Bathgate Yard.

A One Train working arrangement applies on the single Bathgate Passenger line between Carmondean Jn. and Bathgate Station in accordance with the instructions shown in Section 3 of the Sectional Appendix.

SIGNALLING ARRANGEMENTS


All signals shown are existing, with the exception of EN 577R, EN 578R, EN 579R and EN 586.

All signals previously prefixed CB or CD will now be prefixed EN.

The application of all running signals, with the exception of those detailed below, is to the next running signal capable of displaying a red aspect.

RUNNING SIGNALS

Signal	Aspect	Route Indication where provided	Application To or Towards
EN 579	Main	Position 1 Junction Indicator	EN 583
	Main	—	Bathgate Station
EN 583	Main	—	Notice board at Bathgate Yard

Note: Down Bathgate line signal EN 575 will be provided with a  sign.

NOTICE BOARDS

A reflectorised notice board will be provided as under:—

Single sided, Down Bathgate Freight line, 66 yds on Newbridge side of first set of hand points at Bathgate yard, on left of drivers, worded:—



Facing Newbridge "STOP. COMMENCEMENT OF YARD WORKING.
TELEPHONE FOR INSTRUCTIONS."

AWS EQUIPMENT

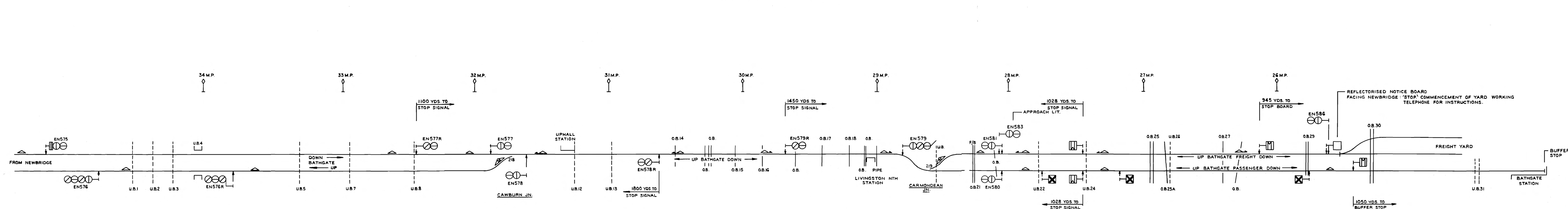
AWS track equipment is provided as outlined on the accompanying diagram and is shown immediately on the approach side of the signal/reflectorised distant board to which it applies. A single arrowhead associated with the symbol indicates that the equipment is operative only for the direction shown.

TELEPHONES

Although not shown on the accompanying diagram, the following signs are provided, where applicable, in accordance with regional practice.

 [at all new signals capable
of displaying a red aspect] 

BATHGATE-NEWBRIDGE



EXPLANATION OF SYMBOLS.

